



## Quick Specs

### Industrial Applications

Power Plant Construction  
Petrochemical Construction  
Maintenance and Repair  
Shipbuilding

### Processes

Stick (SMAW)  
TIG (GTAW) Lift-Arc

**Input Power** Requires 3- or 1-Phase Power

**Amperage Range** 5–280 A

**Max. Open-Circuit Voltage** 79 V

**Weight** 41 lb (18.6 kg)

## The Power of Blue.®

**Superior Stick arc performance** even on the difficult-to-run electrodes like E6010.

**Adaptive Hot Start™ for Stick arc starts** automatically increases the output amperage at the start of a weld should the start require it. Prevents the electrode from sticking and creating an inclusion.

**Lift-Arc™ start** provides TIG arc starting without the use of high frequency.

**Easy To Install** with a new switch on the outside of the package, the machine can be changed between low and high input voltage ranges. Also, since the switch is on the back, input voltages can be changed without removal from inverter racks.



**Optional 4- or 8-pack racks** are available for multiple operator applications. These are commonly used in construction and shipyard applications. All CST controls including the power switch are located on front of the machine for easy access.

**Portable** in the shop or at the job site — at 41 lb the CST 280 is easily moved from location to location.

**Remote amperage control** provided through 14-pin receptacle on front of the machine. This permits use of standard remote amperage control devices.

**Tweco® or Dinse-style connectors** are available on the CST 280.

**6 ft power cable included.**



Power source is warranted for 3 years, parts and labor.  
Original main power rectified parts are warranted for 5 years.

MADE IN **USA**  
APPLETON, WI **USA**



**Miller Electric Mfg. Co.**  
An Illinois Tool Works Company  
1635 West Spencer Street  
Appleton, WI 54914 USA

**International Headquarters**  
Phone: 920-735-4505  
USA FAX: 920-735-4134  
Canadian FAX: 920-735-4169  
International FAX: 920-735-4125

**Web Site**  
[www.MillerWelds.com](http://www.MillerWelds.com)



# Specifications (Subject to change without notice.)



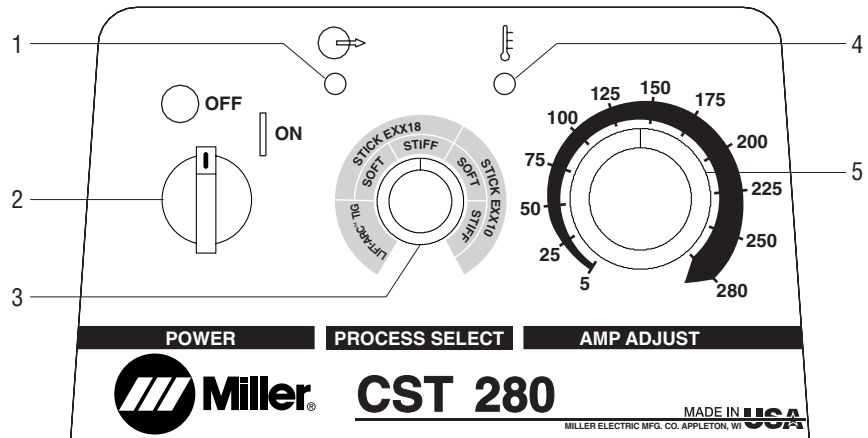
Description	Welding Mode	Input Power	Rated Output	Welding Amperage Range	Max. Open-Circuit Voltage	Amps Input at Rated Load Output, 50/60 Hz,								KVA	KW	Dimensions	Net Weight
						208 V	220 V	230 V	400 V	440 V	460 V	575 V					
CST-280, 220-230/460-575 Dinse CST-280, 220-230/460-575 Tweco	Stick (SMAW) TIG (GTAW)	3-Phase	280 A at 31.2 V, 35% Duty Cycle	5-280 A	77 VDC	—	35	34.2	—	—	17.8	14.7	14.6	10.2	H: 13-1/2 in (343 mm) W: 7-1/2 in (191 mm) D: 18 in (457 mm)	41 lb (18.6 kg)	
			200 A at 28 V, 100% Duty Cycle			—	23.3	22.5	—	—	11.7	9.7	9.6	6.4			
	1-Phase	200 A at 28 V, 50% Duty Cycle*	—	43.9		43	—	—	—	—	10.1	6.6					
		150 A at 26 V, 100% Duty Cycle*	—	32.7		32	—	—	—	—	7.3	4.6					
CST-280, 208-230/400-460 Dinse CST-280, 208-230/400-460 Tweco	Stick (SMAW) TIG (GTAW)	3-Phase	280 A at 31.2 V, 35% Duty Cycle	5-280 A	67 VDC	36	33	22.8	19.8	18	17.5	—	14	10.2	H: 13-1/2 in (343 mm) W: 7-1/2 in (191 mm) D: 18 in (457 mm)	41 lb (18.6 kg)	
			200 A at 28 V, 100% Duty Cycle			23.5	23	22.8	13.5	12	12.7	—	10.2	6.9			
	1-Phase	200 A at 28 V, 50% Duty Cycle*	43.9	43.3		43	—	—	—	—	9.9	6.5					
		150 A at 26 V, 100% Duty Cycle*	35	—		32.9	—	—	—	—	7.6	4.8					

\* Output ratings on 230 V single-phase are reduced to comply with CSA current limitation on input power cable.

CSA approval. 1P23M approval.

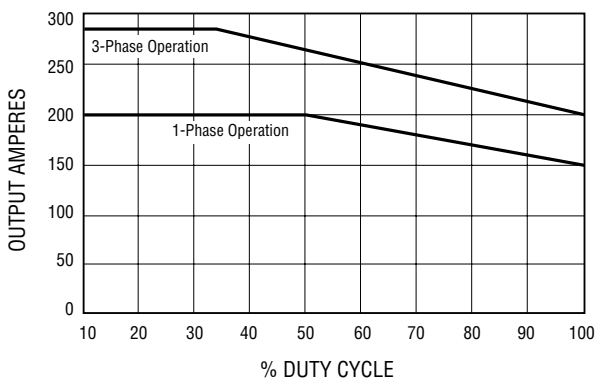
## Control Panel

1. Output Light
2. On/Off Switch
3. Weld Process Selector Switch
4. Overtemp Light
5. Amperage Adjustment Control (5-280 Amps)

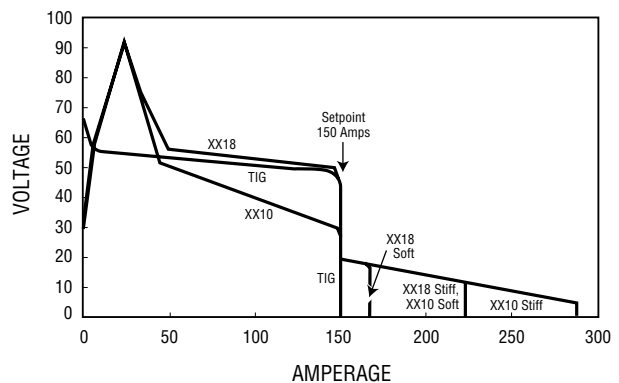


## Performance Data

DUTY CYCLE CHART



VOLT/AMP CURVE AT 150 AMPS



## Genuine Miller Accessories

### TIG (GTAW) Torches



#### Weldcraft® TIG Torches

The Weldcraft line of TIG torches complements the most popular TIG power source line available today. The Weldcraft torch line includes both air-cooled and water-cooled models. Available with genuine Weldcraft parts.

**#WP17V122M** 150 A, 12 ft (3.7 m) air-cooled torch with valve, two-piece cable.

**#WP17V252M** 150 A, 25 ft (7.6 m) torch with valve, two-piece cable.

**#WP26V12RM** 200 A, 12 ft (3.7 m) air-cooled torch with valve

**#WP26V25RM** 200 A, 25 ft (7.6 m) air-cooled torch with valve

### Remote Controls



#### RCC-14 Remote Contactor and Current Control\* #151 086

14-pin plug Side-to-side rotary-motion fingertip control fastens to TIG torch using two Velcro® straps. Includes 28 ft (8.5 m) control cord. Great for production or contractors that need quick ramp-up.



#### RCCS-14 Remote Contactor and Current Control\* #043 688

Up-and-down rotary-motion fingertip control fastens to TIG torch using two Velcro® straps. Includes 28 ft (8.5 m) control cord. Great for applications that require a finer amperage control.



#### RFCS-14 Foot Control\* #043 554

Foot pedal provides remote current and contactor control. Includes 20 ft (6 m) cord and 14-pin plug.



#### RHC-14 Hand Control\* #129 340

Miniature hand control for remote current and contactor control. Dimensions: 4 x 4 x 3-1/4 in (102 x 102 x 82 mm). Includes 20 ft (6 m) cord and 14-pin plug.



#### RFCS-14 HD Foot Control\* #194 744

For all Miller solid-state power sources after serial number JK674521. This new design increases stability with a larger base, and durability with a heavier cord. Maximum flexibility is accomplished with a reconfigurable cord that can exit the front, back or either side of the pedal. Foot pedal provides remote current and contactor control. Includes 20 ft (6 m) cord and 14-pin plug.

*\*Note: The remote controls provide amperage control only on the CST 280, no remote contactor control.*

## Cable Connectors and Adapters

*Note: The Dinse version of the CST 280 includes one set of male connectors. The tweco version does not.*

#### International-Style Connector

**#042 418** 50 mm

Accepts #1 or #2 AWG cable size. Required if male plugs shipped with power source must be replaced or if additional plugs are needed. Kit includes one International-style male plug which attaches to the work and/or weld cables and plugs into the International-style receptacles on the power source.

#### Extension Kit for International-Style

**Cable Connectors #042 419** 50 mm

Accepts #1 or #2 AWG size cable. Used to adapt or extend weld and/or work cables. Kit includes one male International-style plug and one in-line female International-style receptacle.



#### International/Tweco® Adapter #042 465

A one-piece adapter which has an International-style male plug (to power source) on one end and a female Tweco receptacle (for weld cable connection) on other end.



#### International/Cam-Lok Adapter #042 466

A one-piece adapter which has an International-style male plug (to power source) on one end and a Cam-Lok receptacle (for weld cable connection) on other end.



#### Tweco/Dinse Adapter #195 116

A one-piece adapter which has a Tweco-style male plug (to power source) on one end and a female Dinse or International-style receptacle (for weld cable connection) on other end.



#### Tweco-Style Connector 50 mm #195 115

Accepts #1 or #2 AWG cable size. Kit includes one Tweco-style male plug which attaches to the work and/or weld cables and plugs into the receptacle on the power source.

# CST™ 280 Rack (See Index No. DC/18.82 for additional information.)



Shown with optional running gear.

- The rack provides a simple means of protecting and transporting welding power sources for construction, power plant turn-arounds, and shipbuilding applications.
- The CST™ 280 Rack's low weight (340 lb fully loaded) enables use of elevators to move the rack.
- Top cover to protect the machines from falling debris.
- Meets NEC requirements with appropriate fuses.
- Lift truck side and end fork pockets.
- Lifting eye simplifies transportation using crane or overhead lifting device.
- One main disconnect box with fused circuit breaker switches for each machine.
- Common output ground connection (for same polarity use only).
- CSTs can be paralleled for Air Carbon Arc cutting.
- Running gear (optional).
- Dual Rack Kit connects two CST Racks to form an 8-Pack Rack (optional).

## CST Rack Specifications (Subject to change without notice.)

Power Source	Input Power to Rack	Capacity	Dimensions	Net Weight
CST 280	220/230/460/575 VAC, 60 Hz, 3-Phase	4	H: 50-3/4 in (1289 mm) W: 25-1/2 in (648 mm) D: 26-1/2 in (673 mm)	355 lb (161 kg)
		8	H: 50-3/4 in (1289 mm) W: 46 in (1165 mm) D: 26-1/2 in (673 mm)	640 lb (290 kg)

## Ordering Information

Power Source and Options	Stock No.	Description	Qty.	Price
CST™ 280 w/ Dinse-style connectors*	#907 244	220-230/460–575 VAC, 50/60 Hz		
CST™ 280 w/ Dinse-style connectors*	#907 244-01-1	220-230/460–575 VAC, 50/60 Hz		
CST™ 280 w/ Dinse-style connectors*	#907 251	208-230/400–460 VAC, 50/60 Hz		
CST™ 280 w/ Tweco-style connectors*	#907 251-01-1	208-230/400–460 VAC, 50/60 Hz		
<b>Power Source Racks and Options</b>				
CST™ 280 Rack w/ Dinse-style connectors*	#907 245	Rack with 4 CST 280, 220/230/460/575 VAC (Includes 25 A fuses for 460 V)		
CST™ 280 Rack w/ Tweco-style connectors*	#907 247	Rack with 4 CST 280, 220/230/460/575 VAC (Includes 25 A fuses for 460 V)		
CST™ 280 Rack w/ Tweco-style connectors*	#907 365	Rack with 8 CST 280, 220/230/460/575 VAC (Includes 25 A fuses for 460 V)		
<b>Running Gear for Rack</b>				
	#195 114	For 4-Pack Rack		
	#195 436	For 8-Pack Rack (Use #195 114 Running Gear for two connected CST 4 Packs)		
<b>Dual Rack Kit</b>				
	#195 267	Connects 2 CST Racks to allow one lift and one power cable to rack		
<b>Fuse</b>				
	#199 795	30 amp fuse for 220 or 230-volt input (Order 12 per 4-pack rack)		
	#212 541	20 amp fuse for 575-volt input (Order 12 per 4-pack rack)		
<b>TIG Accessories</b>				
Weldcraft® TIG Torches		See page 3		
<b>Remote Controls</b>				
RHC-14 Remote Control	#129 340	Remote current hand control		
RCC-14	#151 086	Remote current side-to-side rotary control		
RCCS-14	#043 688	Remote current up and down rotary control		
RFCS-14	#043 554	Remote current foot pedal control		
RFCS-14 HD	#194 744	Remote current foot pedal control with 20 ft (6 m) cord and 14-pin plug		
Extension Cord for Remote Controls	#122 973	25 ft (7.6 m)		
	#122 974	50 ft (15.2 m)		
	#122 975	75 ft (22.8 m)		
<b>Cable Connectors and Adapters</b>				
International-Style Connector	#042 418	50 mm		
Extension Kit for International-Style	#042 419	50 mm		
International/Tweco® Adapter	#042 465	A one-piece adapter with International-style male plug		
International/Cam-Lok Adapter	#042 466	A one-piece adapter with International-style male plug		
<b>Tweco-style Connectors</b>				
Tweco-style Connector	#195 115	50 mm		
Adapter, Tweco/International	#195 116	One-piece adapter with Tweco-style male connector and international-style female connector		

Date:

Total Quoted Price:

\*The Dinse version of the CST 280 includes one set of male connectors. The Tweco version does not.



Distributed by: